



## **AT HOME ACTIVITIES PACKET**

ideas and projects to *#buildmore* at home,  
so that everyone has a decent place to live



*Section 1:*

**HABITAT 101:  
AT HOME  
EDITION**



On the next two pages, you'll learn some of the nuts and bolts of how Habitat builds more. We encourage you to give it a read, and take some time to reflect on why Habitat's work is vital to a thriving community, how one family's life could be impacted by a Habitat program, and how you see yourself in the context of Habitat's mission and vision.

## Our Mission

Seeking to put God's love into action, Habitat for Humanity brings people together to build homes, communities, and hope<sup>1</sup>.

## Our Vision

A world where everyone has a decent place to live.

## How Habitat Works

In partnership with Habitat, families build strength, stability, and self-reliance through shelter. Whether they are purchasing a home at an affordable price, repairing their home, or working on their financial wellness, Habitat empowers families to find the stability they need to thrive.

*families + volunteers + donors + you = a place to call home*

# OUR PROGRAMS

## HOMEOWNERSHIP

People with limited incomes in Alameda, Contra Costa, and Santa Clara counties partner with Habitat to build a decent, affordable place to call home. Our homeowners purchase Habitat homes through affordable mortgages – not only buying a home, but gaining the stability and security that comes with it. To qualify, future homeowners must meet three criteria:

1. **Earn an income** up to 120% of *area median income*<sup>2</sup>, as defined by the U.S. Department of Housing and Urban Development.
2. Have a **need** for safe, decent housing.
3. Be **willing to partner** with Habitat for Humanity and contribute 250-500 “sweat equity” hours to the construction of their own home and their neighbors’ homes.

## HOME PRESERVATION

By providing critical repairs, our Home Preservation program keeps homeowners safe, happy, and healthy in their homes while preserving the affordable housing stock in Alameda, Contra Costa, and Santa Clara counties. With our skilled construction staff and the enlisted help of volunteers, each home repaired means a safer, healthier home, a beautified community, and a proud homeowner with the ability to maintain and enjoy the home for years to come.

## HOUSING & FINANCIAL COUNSELING

Habitat for Humanity's Housing and Financial Counseling program provides families the guidance, education, and preparation they need to find financial stability and achieve their financial goals. As a HUD-approved agency, we offer pre-purchase counseling, financial, budgeting, and credit education, and non-delinquency post-purchase workshops. Our one-on-one counseling, financial literacy workshops, and first-time homebuyer classes provide the skills and guidance to build a strong foundation for the future.

## WAYS TO GET INVOLVED

### Volunteer:

Volunteers are the backbone of our mission. By coming together as a community, Habitat volunteers keep construction costs down and our families' spirits up! With opportunities on and off the construction site, Habitat's volunteers are a diverse family of support, who share a common purpose – making successful homeownership and thriving neighborhoods a reality throughout the Bay Area. As we continue to build through this pandemic, we've taken extra steps to make our sites safe (you can read more about those efforts here: <https://www.habitatebsv.org/health-and-safety>). However, we understand that not everyone feels comfortable volunteering in-person right now, and we hope you enjoy these at-home activities while we await your return!

### EVERY GIFT BUILDS HOMES AND HOPE

Our funding comes from generous corporations, individual donors, community, faith and student groups, as well as private and government grants. In addition, all funds from our ReStores and special events like Cycle of Hope go toward our programs and services in the Bay Area. As a four-star charity on Charity Navigator, Habitat works hard to steward our resources well and make each dollar count!

### AMERICORPS

AmeriCorps is a national partnership which places service members at non-profits like Habitat around the country. AmeriCorps members may contribute between three months and one year of service per term. At Habitat you may see AmeriCorps members leading construction crews, training volunteers, or organizing neighborhood events. AmeriCorps members are an age-diverse group, though you must be 18 years old or above to serve. After high school or college, you could join AmeriCorps!<sup>3</sup>

## GREEN BUILDING

### ENVIRONMENTAL SUSTAINABILITY


We take whole-systems approach to design and construction that conserves resources and contributes to a healthy environment both inside and outside the homes we build. With methods that safeguard our forests and watersheds, slash energy use and landfill waste, and build homes that last, we aim to achieve maximum impact with a minimal footprint. The materials and technologies we use not only save our environment but also ensure Habitat homeowners save in the end with reduced energy, water, and maintenance costs. Esperanza Place, our upcoming development of 42 homes in Walnut Creek, will meet California's 2020 Zero Net Energy standards for new levels of sustainability.

#### Notes:

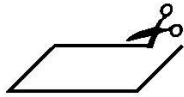
<sup>1</sup>Although founded with ecumenical Christian roots, Habitat for Humanity works with and welcomes volunteers, homeowners and staff members of all religions and backgrounds, and actively pursues interfaith cooperation. <sup>2</sup>To learn more about income and housing statistics or the *area median income or AMI* in your area, visit: <http://www.city-data.com/> or to view Habitat EB/SV's AMI listing for homeowners: <http://www.habitatebsv.org/sites/default/files/Income%20and%20Finance.pdf> <sup>3</sup>To learn more about AmeriCorps or to become an AmeriCorps member, visit [www.americorps.gov](http://www.americorps.gov)

*Section 2:*

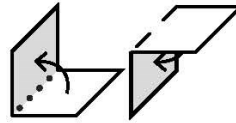
**PAPER  
HOUSE  
PROJECTS**



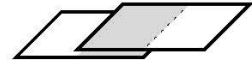
**1 COLOR**  
Color the outside and inside of the house.



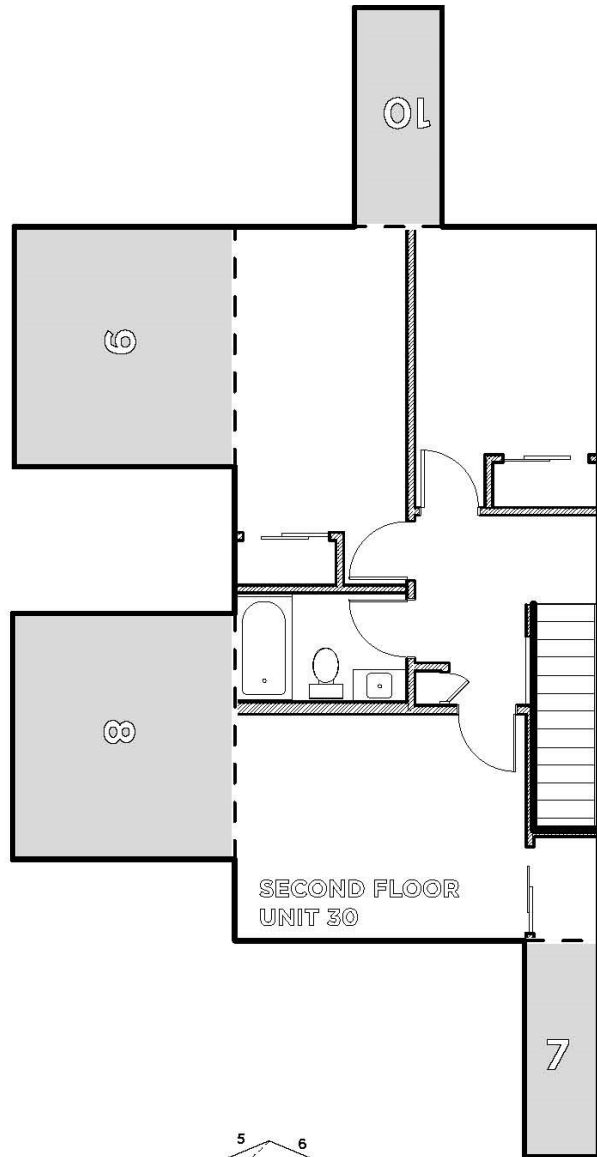
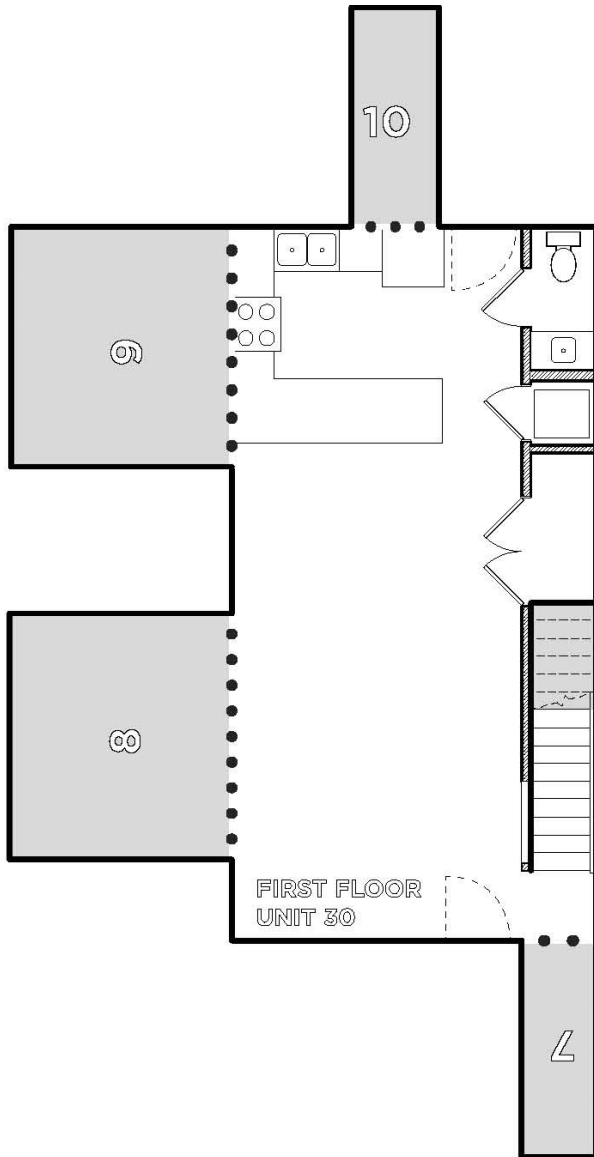
**2 CUT**  
Cut along the thick solid line on the perimeter.



**3 FOLD**  
Fold *up* along the dotted line and fold *down* along the dashed line.



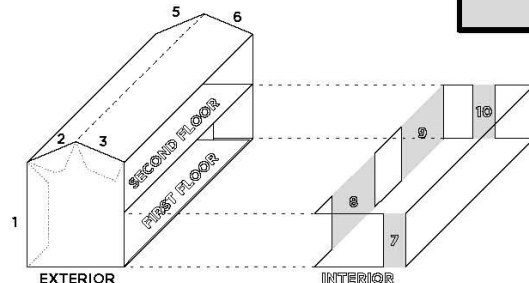
**4 GLUE**  
Match numbers to each other and glue the grey tabs together.



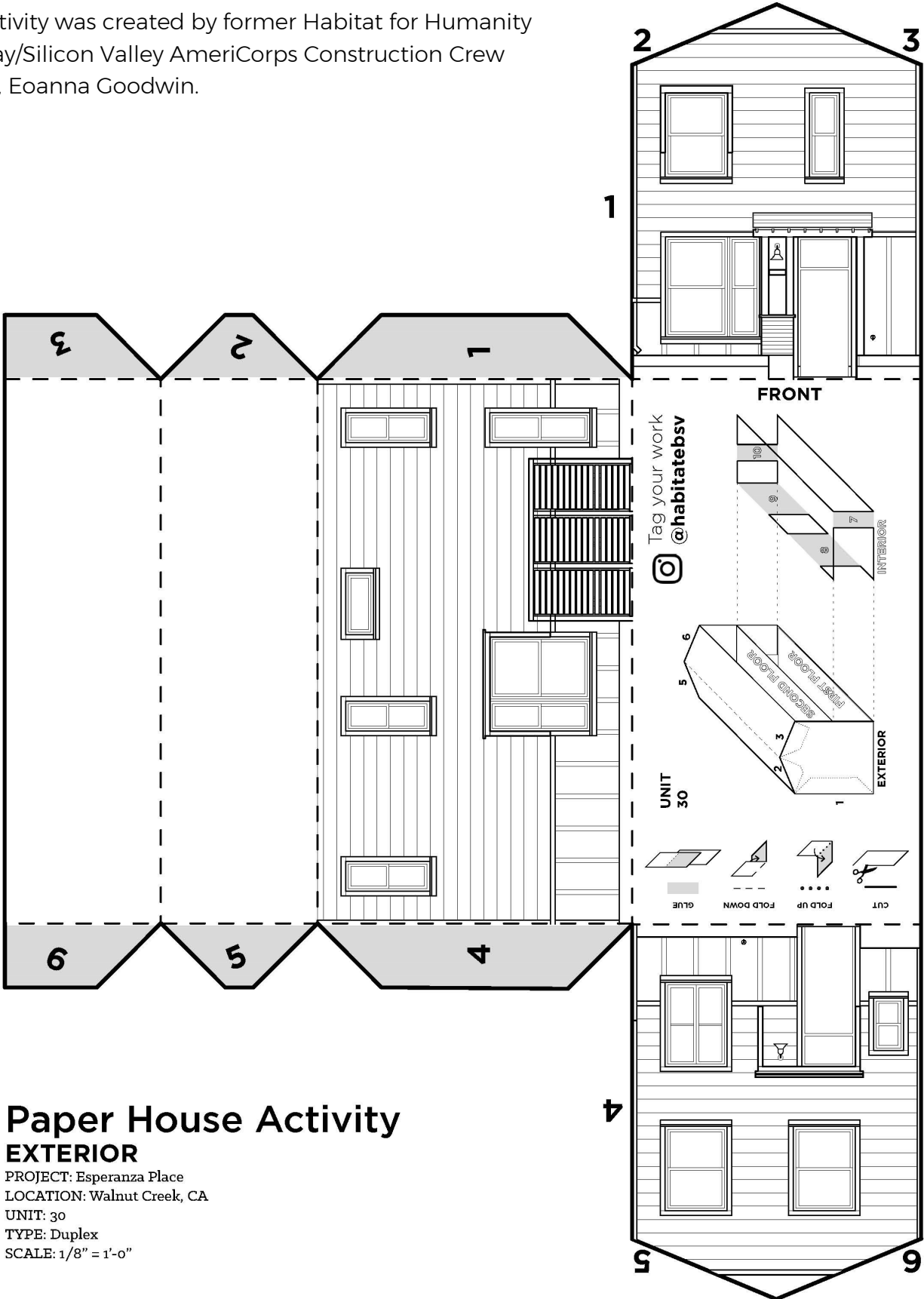
## Paper House Activity

### INTERIOR

PROJECT: Esperanza Place  
LOCATION: Walnut Creek, CA  
UNIT: 30  
TYPE: Duplex  
SCALE: 1/8" = 1'-0"



This activity was created by former Habitat for Humanity East Bay/Silicon Valley AmeriCorps Construction Crew Leader, Eoanna Goodwin.



## Paper House Activity

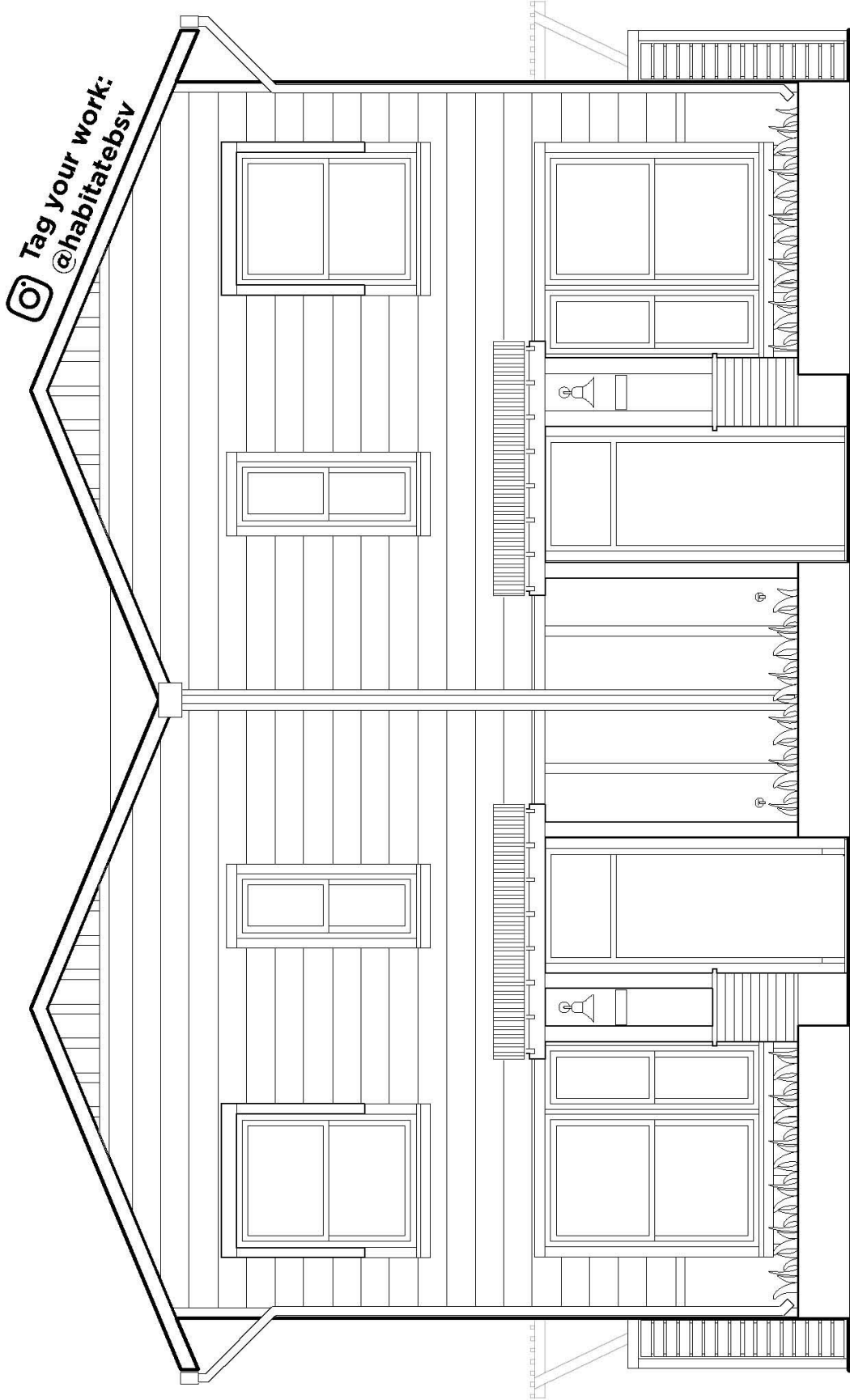
### EXTERIOR

PROJECT: Esperanza Place  
LOCATION: Walnut Creek, CA  
UNIT: 30  
TYPE: Duplex  
SCALE: 1/8" = 1'-0"

**Name:**

**Age:**

Imagine you and your best friend are living next door to each other.  
Color the outside of your homes.



**ELEVATION**

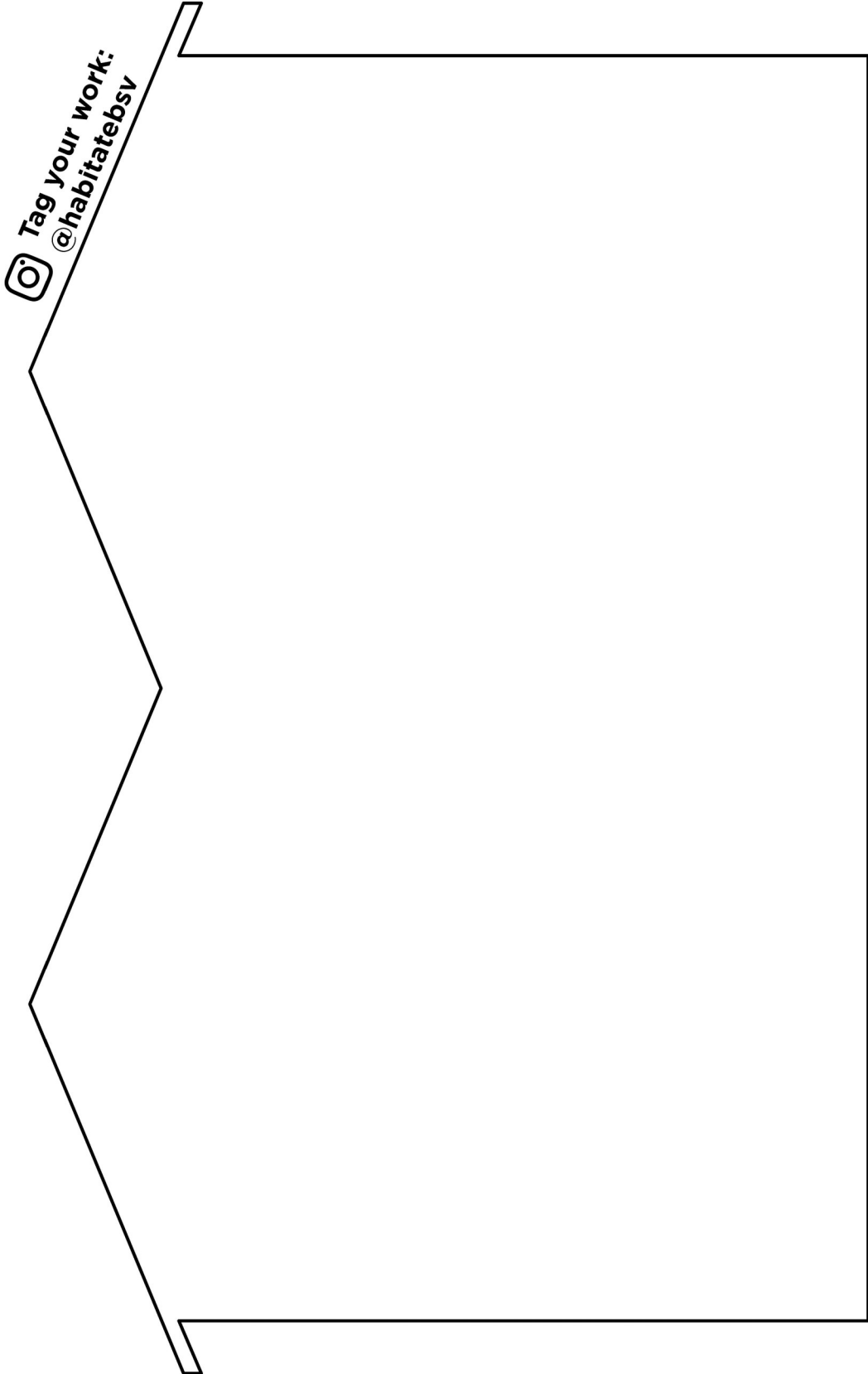
**1**

SCALE: 1/4" = 1'-0"

**Name:**

**Age:**

Draw what the inside of these homes look like.  
This could be one big home or separate homes. You decide!



Tag your work:  
@habitatebsv

*Section 3:*

**30 DAYS OF  
GRATITUDE  
CHALLENGE**

## 30 Days of Gratitude Challenge

The idea is easy: start any day of the month and spend the next 30 days not only giving, but also challenging your family and friends to understand what it means to have a safe and decent place to live. Each daily activity below will remind you about all the things that make not just a house – but a livable, safe, and comfortable home.

**Please send all donations collected to one of the addresses below (Attn: Volunteer Team), along with a note that lets us know how this challenge worked for you!**

- Day 1 For each year you have lived in your home, deposit 25 cents
- Day 2 For each room in your house, deposit \$1
- Day 3 If you have your own room, deposit \$2
- Day 4 If your house has a 1-car garage, deposit \$1; If it's a 2-car garage, \$2
- Day 5 For every bathroom in your house, deposit 75 cents
- Day 6 For each closet in your house, deposit 25 cents
- Day 7 If you have your own closet, deposit 75 cents
- Day 8 For every window in your house, deposit 25 cents
- Day 9 If your roof doesn't leak, deposit \$1
- Day 10 If you have a water heater, deposit \$2
- Day 11 If you have heat in your house, deposit \$5
- Day 12 If you recycle, deposit \$1. If you don't recycle, deposit \$2
- Day 13 If you have air conditioning in your house, deposit 50 cents
- Day 14 For every water faucet in your house, deposit 25 cents
- Day 15 If you have filtered water at your house, deposit 75 cents
- Day 16 If you have a washing machine, deposit \$1
- Day 17 If you have a clothes dryer, deposit \$1
- Day 18 If you have a dishwasher in your house, deposit \$1
- Day 19 If you have a working stove in your house, deposit \$3
- Day 20 If you can play safely in your neighborhood, deposit \$1
- Day 21 If you have a backyard, deposit 75 cents; for a front yard, deposit 75 cents
- Day 22 For each tree in your yard, deposit 25 cents
- Day 23 If you have (or did have) a swing set/play structure in your yard, deposit 75 cents
- Day 24 For each electrical outlet in your house, deposit 10 cents
- Day 25 For each light fixture in your house, deposit 25 cents
- Day 26 If your house has solar panels, deposit \$2
- Day 27 For each laptop or desktop computer in your house, deposit \$1
- Day 28 For each cell phone in your house, deposit 75 cents
- Day 29 For each TV, deposit 1\$; for each DVD/Blu-Ray player, deposit \$2
- Day 30 Do you get to purchase special food or decorations during holidays or birthdays? Deposit \$5

*Section 4:*

# **HYPE SQUAD**

## Habitat Hype Squad

Joining our Hype Squad is a great way to volunteer and show your support from afar! Our staff and skeleton crew of volunteers are working in overdrive to meet the changing and growing needs of our community and could use your support to keep building forward.

Be a part of the Habitat Hype Squad by channeling your energy and originality into some appreciation signs that can be shared with staff and volunteers. Get creative and have fun! Use any supplies you have at home to make your appreciation signs. When you are finished, share your signs and any encouraging messages and/or videos on social media! You can also display the signs in your windows, or on your front lawn or garage.

### Requirements

- There is no age requirement to be on the Hype Squad, but volunteers are expected to follow any age requirements imposed by social media channels when posting on social media.
- Volunteers are expected to cultivate respectful, positive, and honest messages about Habitat and affordable housing. Do not engage in harassment, bullying, or threats.

### Responsibilities

- Follow Habitat EBSV social media channels:  
Facebook: [@HabitatEBSV](https://www.facebook.com/HabitatEBSV)  
Twitter: [@HabitatEBSV](https://twitter.com/HabitatEBSV)  
Instagram: [@habitat\\_ebsv](https://www.instagram.com/habitat_ebsv)
- Share your appreciation signs on social media using the hashtag: **#TogetherWeBuildMore**
- While you are exploring our social media channels, invite friends to engage with Habitat EBSV by liking and sharing Habitat events with your social network.



#### *sign examples:*

- Thank you for building affordable housing!
- Thank you,
- Thank you for building strength, stability and shelter with Habitat!
- Everyone deserves a decent place to live.
- Together we can build communities
- Your hammer saves lives!

*Section 5:*

# SCAVENGER HUNT

## Habitat Scavenger Hunt

Learning about Habitat has never been more fun! Learn more about our mission, values, and programs by answering Habitat-focused questions, or — if you'd like to make this an in-person adventure—using clues to find some special Habitat landmarks. If you need a hint to answer these questions, explore Habitat online at:

Website: [HabitatEBSV.org](https://HabitatEBSV.org)

YouTube page: [HabitatEBSV - YouTube](https://HabitatEBSV-YouTube)

Social media accounts:

Facebook: [@HabitatEBSV](https://@HabitatEBSV)

Twitter: [@HabitatEBSV](https://@HabitatEBSV)

Instagram: [@habitat\\_ebsv](https://@habitat_ebsv)

### Rules

1. Decode each clue or question.
2. Find the answers to **10 questions**, from either the *virtual* or *in-person* clues— feel free to mix and match, any 10 will do—and record them on the answer sheet provided.
3. Use your phone to capture all the places you go for the in-person hunt, and don't forget to tag us when you post them on social along with the hashtag #TogetherWeBuildMore! When you are done, send your completed answer sheet along with any photos you gathered to us at: [Volunteer@HabitatEBSV.org](mailto:Volunteer@HabitatEBSV.org) and we will send you the answer guide!

## Habitat Scavenger Hunt: *virtual clues*

### Question 1:

Habitat served over 1,000 individuals last year. Find and share a picture of a Habitat family on our Facebook page.

### Question 2:

Our annual cycling event takes place every fall to support Habitat's mission. Find a picture from last year's ride on our Instagram page.

### Question 3:

Since 1986 Habitat East Bay/Silicon Valley has provided decent, affordable housing for families with limited incomes. This work could not have been accomplished without our amazing volunteers. How many volunteer hours overall have been contributed since the affiliate began?

### Question 4:

Habitat EBSV and Habitat International share the same vision statement. Find it on our website.

### Question 5:


While our construction volunteers play a key role in furthering Habitat's mission, there are many ways to get involved with our organization. Name three other ways volunteers contribute to Habitat.

### Question 6:

When they purchase their homes, Habitat homeowners become part of the Habitat family. Explore our YouTube channel and find a Habitat homeowner speaking about their home. Write down their name and share a quote from their message.

### Question 7:

Habitat has three core programs that support our mission. Explore our website and find all three.



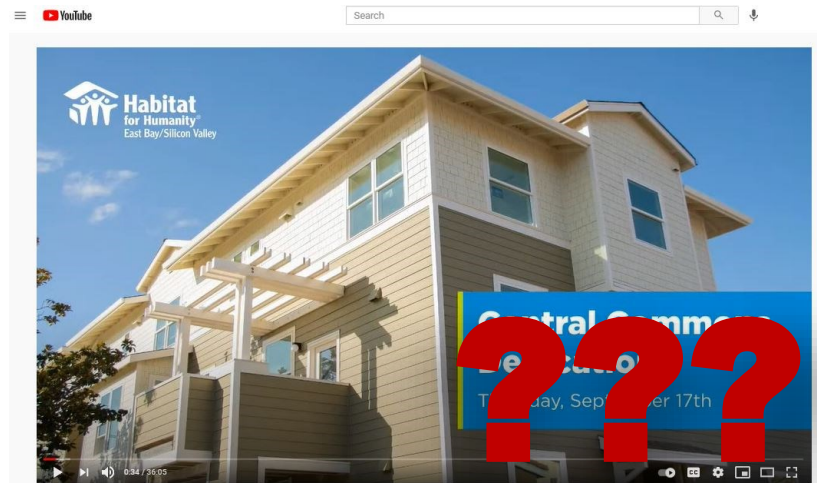
## Habitat EBSV Scavenger Hunt: *virtual clues, continued*

### Question 8:

One of Habitat's funding sources turns donated building materials, furniture, and home improvement supplies into donations for our mission. What is this funding source called and in what three cities does it operate?

### Question 9:

When we finish building homes here at Habitat, we like to celebrate all the hard work our volunteers, supporters, homeowners, and staff put into completing the project. Watch the video of our most recent dedication ceremony. What was the development called, and how many homes were completed?



### Question 10:

Every year, Habitat hosts service members who expand our capacity on our construction sites and in our offices. What is this federal program called?

### Question 11:

Habitat is grateful to partner with many companies throughout our service area. Name three of these sponsors.

### Question 12:

What is one item everyone must bring with them when they volunteer on site?

### Question 13:

From remote villages to sprawling cities, the need for decent and affordable housing is everywhere. This is why we invest in housing both locally and globally as part of our Global Investment program. Explore our website to discover the location of one of our recent volunteer trips abroad.

### Question 14:

A key part of anyone's journey to homeownership is a sturdy financial map for getting there. As a HUD-certified housing counseling agency, we provide several services to help families on their way to homeownership and other financial goals. Find one of these services on our website.

### Question 15:

In addition to building new homes, Habitat also repairs homes for current homeowners through our Home Preservation Program. On our website, find two examples of the critical repairs we make to ensure that homeowners with limited incomes can stay in their homes and their communities.

## Habitat EBSV Scavenger Hunt: *in-person clues*

### Question 16:

Take a trip to our southernmost ReStore location and snap a picture of the sculpture that stands in front. Pop into the ReStore and look around—bonus points if you share an item that you purchased!

### Question 17:

Habitat has partnered with the City of San Jose to build Emergency Interim Housing communities. Take a picture of the street sign one of them is named after.

### Question 18:

Our newest development, Esperanza Place in Walnut Creek, will be the future home to 42 Habitat families. The site is adorned with beautiful heritage oak trees that will be preserved in the finished development. The neighborhood will run parallel to the Iron Horse Trail. Snap a picture of yourself enjoying the trail.

### Question 19:

From our first Home Dedication in 1988, to the now over 100 people we employ, Habitat has expanded over the years to meet the critical housing needs in Alameda, Contra Costa, and Santa Clara counties. Take a stroll around downtown Oakland and snap a photo of the church that houses one of our administrative offices. Bonus: What city is home to our other office?

### Question 20:











Building affordable housing takes a lot more than hammers and nails. We need passionate advocates to raise their voices in support of our building projects, as well as policies and efforts that foster a more equitable community with more housing opportunity for all. A shovel in the ground starts with voices heard at City Hall and the ballot box. Take a selfie in front of your City Hall or your typical polling place.



*Rendering of Esperanza Place in Walnut Creek*

## Habitat EBSV Scavenger Hunt: *Answer Sheet*

Send completed sheet along with any photos you gathered to [Volunteer@HabitatEBSV.org](mailto:Volunteer@HabitatEBSV.org)

 <p><b>Question #:</b> <b>Answer:</b></p>	 <p><b>Question #:</b> <b>Answer:</b></p>
 <p><b>Question #:</b> <b>Answer:</b></p>	 <p><b>Question #:</b> <b>Answer:</b></p>
 <p><b>Question #:</b> <b>Answer:</b></p>	 <p><b>Question #:</b> <b>Answer:</b></p>
 <p><b>Question #:</b> <b>Answer:</b></p>	 <p><b>Question #:</b> <b>Answer:</b></p>
 <p><b>Question #:</b> <b>Answer:</b></p>	 <p><b>Question #:</b> <b>Answer:</b></p>

*Name:*

*Age:*

*My favorite thing I learned about Habitat EBSV:*

*Section 6:*

# CHALK THE BLOCK

## Chalk the Block

Take your sidewalk decorating to the next level! Create a chalk mural spreading the word about the need for affordable housing and Habitat's role in making homeownership a reality for families with limited incomes.

### What you need:

- Multiple colors of bright chalk
- Painters tape to outline your mural (optional)
- Chalkboard eraser or a damp cloth
- Hand wipes

### How to get started:

- 1) Pick a public place where lots of people will see your information and drawings. Libraries, public quads, or sidewalks at your school or faith community are all good options. Or, if you would prefer to stay close to home, create a mural at the end of your driveway or on the sidewalk in front of your house.
- 2) Get permission from the person who manages the property to draw there! You must also get their permission for the specific day and time to do your mural—you want to do it at a time the sidewalk won't be too busy.
- 3) Before going out, draw a sample of what the whole mural should look like. Decide on key facts you want to include - numbers, cities, names, and dates. You may want to choose a few facts to share and illustrate them inside a house. Remember to be both creative and informative!
- 4) Use bright colorful sidewalk chalk! Do not use another medium (it must be able to wash off).
- 5) Create the mural you have planned! Consider wearing a Habitat t-shirt for extra visibility.
- 6) When you finish the mural, take a picture and post it on social media using the hashtag **#TogetherWeBuildMore**.



### *ideas of what to draw:*

- Habitat Houses: find examples by scrolling through our website and social media pages
- Habitat stats: check our website for up to date statistics
- Construction tools
- Habitat logo

*Section 7:*

# **NICKELS FOR NAILS**

## **Did you know it takes over 150 pounds of nails to build a Habitat for Humanity house?**

Nickels for Nails turns spare change into strength, stability, and self-reliance through homes for families. Take action as students by learning about the need for affordable housing. All funds raised through Nickels for Nails support affordable homeownership, home repairs, and housing counseling to empower people working towards their dreams.

### **Steps to get involved:**

1. Print the **Habitat for Humanity logo** on the next page and attach it to your coin collection containers (large bottle, covered bucket). Place containers in a safe, visible spot in your classroom or meeting place.
2. Explain that you are raising funds to help Habitat for Humanity build safe, affordable homes. Ask friends, family, and neighbors to donate their spare change.
3. At the end of Nickels for Nails, count your change, and send a check for the total amount to Habitat for Humanity East Bay/Silicon Valley. Send all donation forms and checks to:

Attn: Volunteer Programs  
Habitat for Humanity East Bay/Silicon Valley  
2619 Broadway, Oakland, CA 94612

